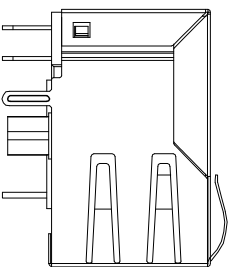
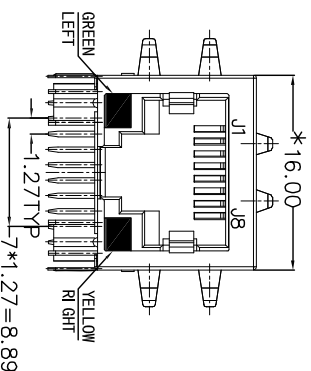


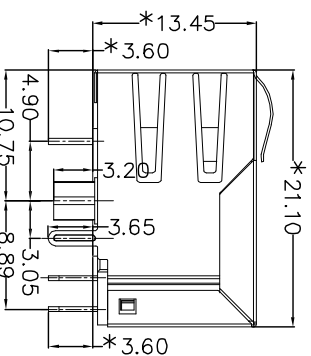
TOP VIEW



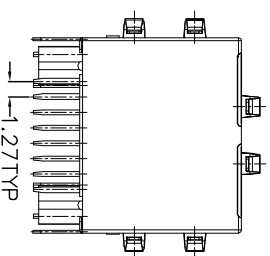
LEFT SIDE VIEW



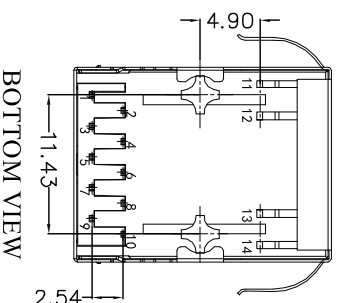
FRONT VIEW



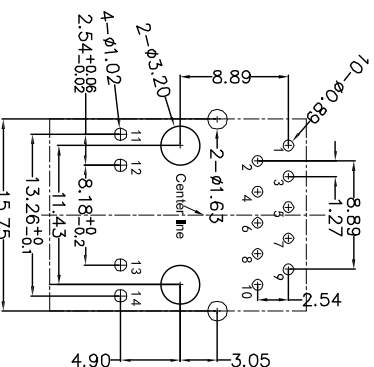
RIGHT SIDE VIEW



BACK VIEW



BOTTOM VIEW



RECOMMENDED PCB LAYOUT
VIEWED FROM COMPONENT SIDE

MATERIAL:

HOUSING : PBT, UL94V-0, BLACK.
 TERMINALS BRACKET: PBT, UL94V-0, BLACK.
 SHIELD: C2680, T=0.20MM, NICKEL PLATING ON ALL AREA.
 TERMINAL: PHOSPHOR BRONZE C5210, T=0.35MM,
 6U" GOLD PLATING ON CONTACT AREA.

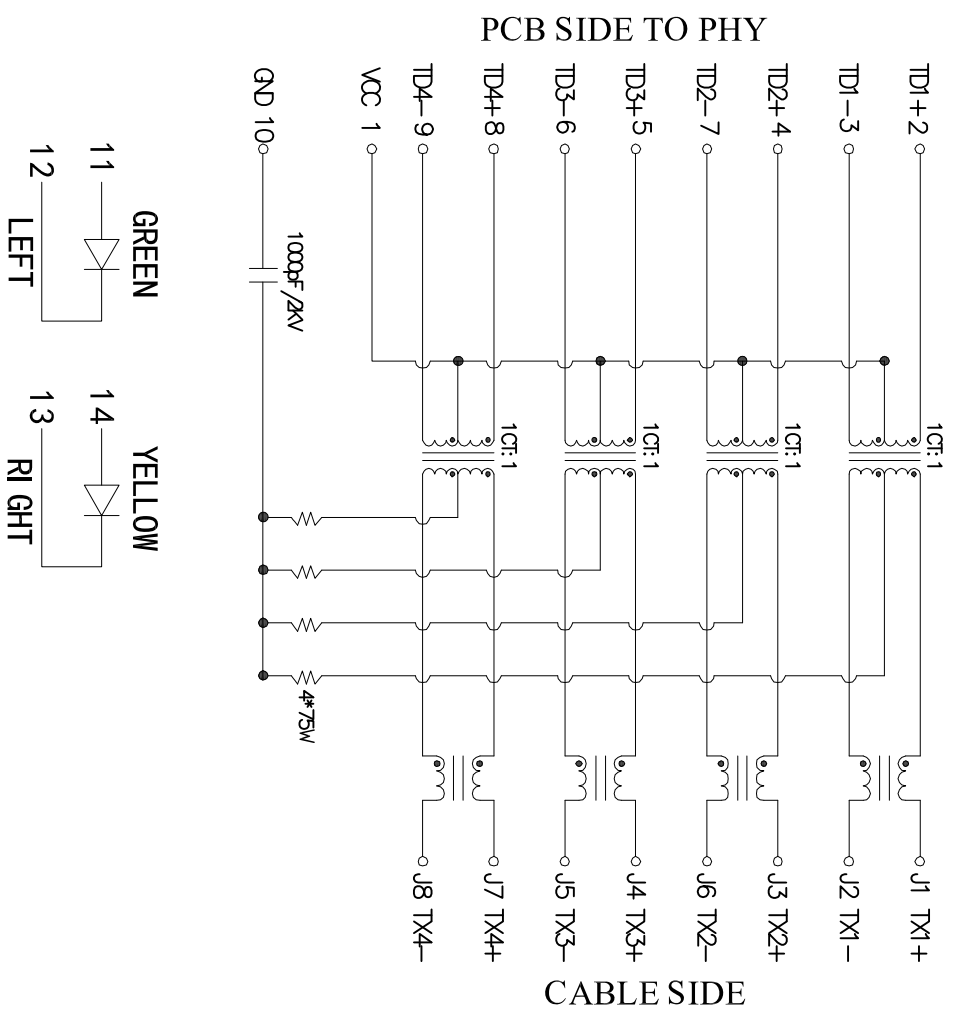
MECHANICAL:

DURABILITY : 750 CYCLES MIN.
 MATING FORCE : 23N MAX.
 OPERATING TEMPERATURE: -40°C~+85°C.
 STORAGE TEMPERATURE: -40°C~+85°C.
 ALL CRITICAL DIMENSIONS WITH "±*"

TOLERANCE TABLE

.0	±0.20
.00	±0.10
.000	±0.05

APPROVED:	DATE:	深圳市灿科盟实业有限公司 CHANKEMENG INDUSTRYCO., LTD
CHECKED:	DATE:	
DRAWN:	DATE:	TITLE: 千兆网口 RJ45-10P/10C TAB-Down H=21.1 带灯左绿右黄 带弹 带变压器 十字脚 PRD. P/N R-RJ45R08P-D001
SXA	2017-04-30	UNIT mm SCALE Free FILE NO. Ckmtw-RJ45-0158 REV. A KYD01 1/3



Electrical:

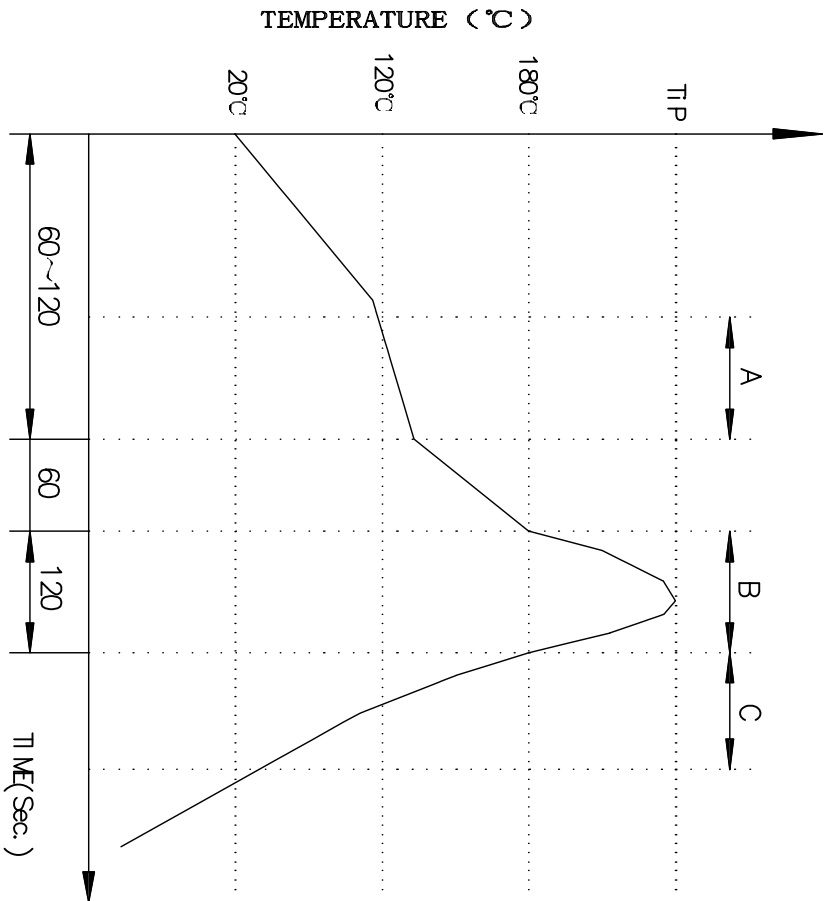
- Turn ratio: 2~3: J1~J2=1 CT:1 CT(±2%), 4~7: J3~J6=1 CT:1 CT(±2%), 5~6: J4~J5=1 CT:1 CT(±2%), 8~9: J7~J8=1 CT:1 CT(±2%).
- OCL: 350uH Min. at 100KHz 100mV 8mA DC.
- Insertion Loss: -1.0 dB Max 1~100MHz.
- Return loss: -18dB Min 1~30MHz; -14dB Min 30~60MHz; -12dB Min 60~80MHz; -10dB Min 80~100MHz.
- Cross talk: -40dB Min 1~30MHz; -35dB Min 30~60MHz; -30dB Min 60~100MHz;
- CMR: -30dB Min 1~100MHz;
- Hi-Pot: 2250V DC 6S 1 mA PRI TO SEC

LED Specification

Standard LED Color	LED Wavelength	Forward(A)	Forward(V)
Green	568nm	20mA	1.85-2.45V
Yellow	585nm	20mA	1.7-2.2V

APPROVED:	DATE:	深圳市灿科盟实业有限公司 CHANKEMENG INDUSTRYCO., LTD			
CHECKED:	DATE:	TITLE: 千兆网口 RJ45-10P/10C TAB-Down H=21.1 带灯左绿右黄 带弹 带变压器 十字脚			
DRAWN:	DATE:	PRD.	P/N	R-RJ45R08P-D001	
SXA	2017-04-30	UNIT	mm	SCALE	free
TOLERANCE TABLE		FILE NO.	Ckmtw-RJ45-0158	REV. A	KYD01 2/3
.0	±0.20				
.00	±0.10				
.000	±0.05				

PROFILE OF WAVE SOLDER



A. Preheating B. Soldering C. Gradual Cooling
 Tip temperature: $260 \pm 5^{\circ}\text{C}$.
 Tip temperature time: 5Sec Max.
 Tip melting point of Sn96.5/Ag3/Cu0.5: 217°C .

Remarks: after wave soldering, the plastic positioning columns of the product which under the PCB will be slightly melted, but it won't affect its function.

TOLERANCE TABLE	
.0	± 0.20
.00	± 0.10
.000	± 0.05

APPROVED:	DATE:	深圳市灿科盟实业有限公司 CHANKEMENG INDUSTRY CO., LTD
CHECKED:	DATE:	
DRAWN:	DATE:	TITLE: 千兆网口 RJ45-10P/10C TAB-Down H=21.1 带灯左绿右黄 带弹 带变压器 十字脚 PRD. P/N R-RJ45R08P-D001
SXA	2017-04-30	UNIT mm SCALE free FILE NO. Ckmtw-RJ45-0158 REV. A KYD01 3/3